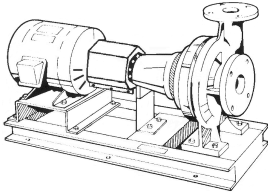




JOB:	REPRESENTATIVE:	
UNIT TAG:	ORDER NO.	DATE:
ENGINEER:	SUBMITTED BY:	DATE:
CONTRACTOR:	APPROVED BY:	DATE:



3GB

Series e-1510

Centrifugal Pumps - Base Mounted

SPECIFICATIONS

FLOW _____ HEAD _____

HP _____ RPM _____

VOLTS _____

CYCLE _____ PHASE _____

ENCLOSURE _____

APPROX. WEIGHT _____

SPECIALS _____

MATERIALS OF CONSTRUCTION

Stainless Steel Fitted

FEATURES

- ANSI/OSHA Coupling Guard
- Center Drop Out Spacer Coupling
- Fabricated Heavy Duty Baseplate

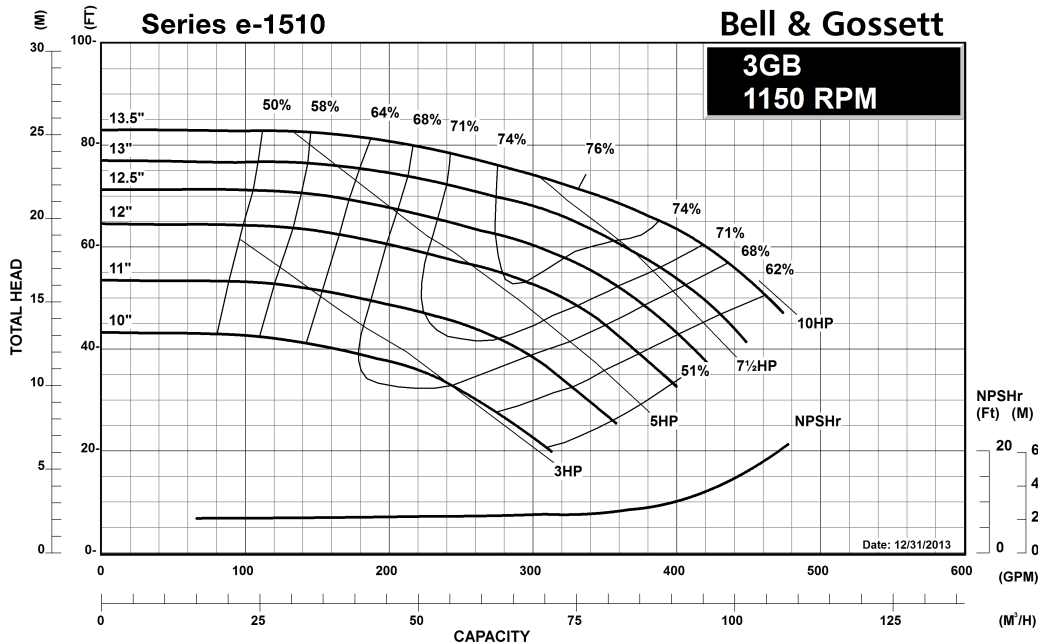
MAXIMUM WORKING PRESSURE

- 175 psi (12 bar) W.P. w/ 125# ANSI flange drilling
- 250 psi (17 bar) W.P. w/250# ANSI flange drilling (requires 1510-S)

TYPE OF SEAL

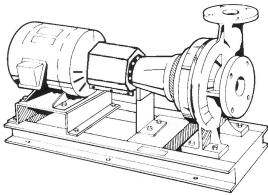
- Standard Seal (Buna-Carbon/Ceramic)
- F Standard Seal w/ Flush Line (Buna-Carbon/Ceramic)
- S Stuffing Box Construction w/ Flushed Mechanical Single Seal (EPR-Tungsten Carbide/Carbon)
- PF Stuffing Box Construction w/ Packing (Graphite Impregnated Teflon)

Note: Equipped with NEOPRENE coupling





JOB:	REPRESENTATIVE:	
UNIT TAG:	ORDER NO.	DATE:
ENGINEER:	SUBMITTED BY:	DATE:
CONTRACTOR:	APPROVED BY:	DATE:



3GB Series e-1510 Centrifugal Pumps - Base Mounted

SPECIFICATIONS

FLOW _____ HEAD _____
 HP _____ RPM _____
 VOLTS _____
 CYCLE _____ PHASE _____
 ENCLOSURE _____
 APPROX. WEIGHT _____
 SPECIALS _____

MATERIALS OF CONSTRUCTION

Stainless Steel Fitted

FEATURES

- ANSI/OSHA Coupling Guard
- Center Drop Out Spacer Coupling
- Fabricated Heavy Duty Baseplate

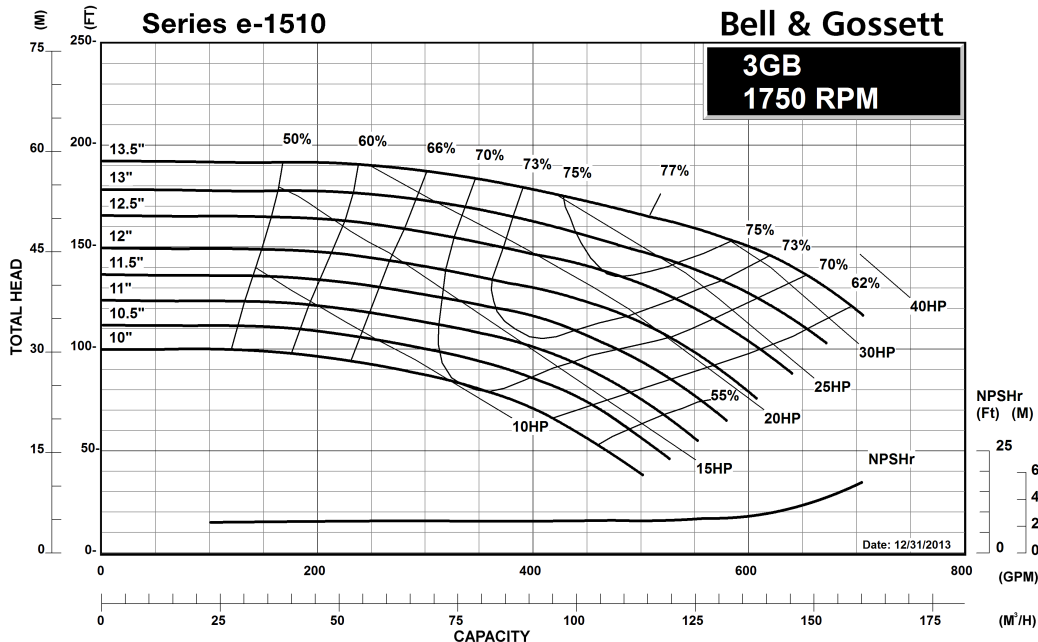
MAXIMUM WORKING PRESSURE

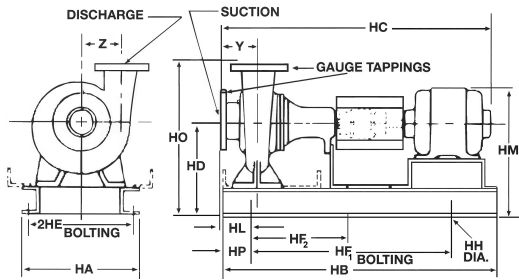
- 175 psi (12 bar) W.P.
w/ 125# ANSI flange drilling
- 250 psi (17 bar) W.P.
w/250# ANSI flange drilling
(requires 1510-S)

TYPE OF SEAL

- Standard Seal
(Buna-Carbon/Ceramic)
- F Standard Seal w/ Flush Line
(Buna-Carbon/Ceramic)
- S Stuffing Box Construction w/ Flushed
Mechanical Single Seal
(EPR-Tungsten Carbide/Carbon)
- PF Stuffing Box Construction w/ Packing
(Graphite Impregnated Teflon)

Note: Equipped with NEOPRENE coupling





FLANGE DIMENSIONS IN INCHES (MM)			
	SIZE	THICKNESS	O.D.
Discharge	3" (76)	1-1/8 (29)	8 (203)
Suction	4"(102)	1-1/4 (32)	10 (254)

FLANGES ARE 125# ANSI - STANDARD
250# ANSI - AVAILABLE

DIMENSIONS - Inches (mm)

STANDARD SEAL

MOTOR FRAME	HA	HB	HC MAX	HD	2HE	HF ₁	HF ₂	HH	HL	HM MAX	HO	HP	Y	Z
"L" FRAME														
213T	16 (406)	46-1/2 (1181)	41-1/8 (1045)	14 (356)	14 (356)	36-1/2 (927)	18-1/4 (464)	7/8 (22)	4-1/8 (105)	19-7/8 (505)	23-1/2 (597)	5 (127)	5-5/8 (143)	8 (203)
215T	16 (406)	46-1/2 (1181)	42-5/8 (1083)	14 (356)	14 (356)	36-1/2 (927)	18-1/4 (464)	7/8 (22)	4-1/8 (105)	19-7/8 (505)	23-1/2 (597)	5 (127)	5-5/8 (143)	8 (203)
254T	16 (406)	46-1/2 (1181)	46-3/8 (1178)	14 (356)	14 (356)	36-1/2 (927)	18-1/4 (464)	7/8 (22)	4-1/8 (105)	20-7/8 (530)	23-1/2 (597)	5 (127)	5-5/8 (143)	8 (203)
256T	16 (406)	46-1/2 (1181)	48-1/8 (1222)	14 (356)	14 (356)	36-1/2 (927)	18-1/4 (464)	7/8 (22)	4-1/8 (105)	20-7/8 (530)	23-1/2 (597)	5 (127)	5-5/8 (143)	8 (203)
284T	16 (406)	51-3/4 (1314)	48-7/8 (1241)	14 (356)	14 (356)	41-3/4 (1060)	20-7/8 (530)	7/8 (22)	4-1/8 (105)	22 (559)	23-1/2 (597)	5 (127)	5-5/8 (143)	8 (203)
286T	16 (406)	51-3/4 (1314)	50-5/8 (1286)	14 (356)	14 (356)	41-3/4 (1060)	20-7/8 (530)	7/8 (22)	4-1/8 (105)	22 (559)	23-1/2 (597)	5 (127)	5-5/8 (143)	8 (203)
324T	16 (406)	51-3/4 (1314)	52-5/8 (1337)	14 (356)	14 (356)	41-3/4 (1060)	20-7/8 (530)	7/8 (22)	4-1/8 (105)	23-1/8 (587)	23-1/2 (597)	5 (127)	5-5/8 (143)	8 (203)

STUFFING BOX

MOTOR FRAME	HA	HB	HC MAX	HD	2HE	HF ₁	HF ₂	HH	HL	HM MAX	HO	HP	Y	Z
"L" FRAME														
213T	16 (406)	46-1/2 (1181)	43-1/2 (1105)	14 (356)	14 (356)	36-1/2 (927)	18-1/4 (464)	7/8 (22)	4-1/8 (105)	19-7/8 (505)	23-1/2 (597)	5 (127)	5-5/8 (143)	8 (203)
215T	16 (406)	46-1/2 (1181)	45 (1143)	14 (356)	14 (356)	36-1/2 (927)	18-1/4 (464)	7/8 (22)	4-1/8 (105)	19-7/8 (505)	23-1/2 (597)	5 (127)	5-5/8 (143)	8 (203)
254T	16 (406)	51-3/4 (1314)	48-3/4 (1238)	14 (356)	14 (356)	41-3/4 (1060)	20-7/8 (530)	7/8 (22)	4-1/8 (105)	20-7/8 (530)	23-1/2 (597)	5 (127)	5-5/8 (143)	8 (203)
256T	16 (406)	51-3/4 (1314)	50-1/2 (1283)	14 (356)	14 (356)	41-3/4 (1060)	20-7/8 (530)	7/8 (22)	4-1/8 (105)	20-7/8 (530)	23-1/2 (597)	5 (127)	5-5/8 (143)	8 (203)
284T	16 (406)	51-3/4 (1314)	51-1/4 (1302)	14 (356)	14 (356)	41-3/4 (1060)	20-7/8 (530)	7/8 (22)	4-1/8 (105)	22 (559)	23-1/2 (597)	5 (127)	5-5/8 (143)	8 (203)
286T	16 (406)	51-3/4 (1314)	53 (1346)	14 (356)	14 (356)	41-3/4 (1060)	20-7/8 (530)	7/8 (22)	4-1/8 (105)	22 (559)	23-1/2 (597)	5 (127)	5-5/8 (143)	8 (203)
324T	16 (406)	51-3/4 (1314)	55 (1397)	14 (356)	14 (356)	41-3/4 (1060)	20-7/8 (530)	7/8 (22)	4-1/8 (105)	23-1/8 (587)	23-1/2 (597)	5 (127)	5-5/8 (143)	8 (203)

Dimensions are subject to change. Not to be used for construction purposes unless certified.



Xylem Inc.
8200 N. Austin Avenue, Morton Grove, IL 60053
Phone: (847)966-3700 Fax: (847)965-8379
www.bellgossett.com
Bell & Gossett is a trademark of Xylem Inc. or one of its subsidiaries.
© 2016 Xylem Inc.