



Replacement Parts for  
**Domestic® Pump**  
**Series HB-17**  
2 ft. NPSH Centrifugal Pumps





# Index

How to Use this Parts List .....	Page 3
Typical Assembly Cut Away View of HB-17 Pumps .....	Page 4
654 HB-17.....	Page 5
658 HB-17 .....	Page 6
659 HB-17 .....	Page 7
664 HB-17 (obsolete as of 1986) .....	Page 8

# How to Use this Parts List

The unit nameplate identifies the pump by its pump combination number. Specific pump information is determined by identifying both the pump combination and the motor horsepower which is noted on the motor nameplate.

DOMESTIC® PUMP		
SERIES CMED™		
MODEL 9-75CMED-2.0-HB17		
SERIAL QXXXXX		
GPM 150	PSI 20	PUMP 654HB
CFM	IN. HG.	PUMP
DWGS		
POWERV.	PH.	HZ 60
CONTROLV.	PH. 1	HZ 60
TOTAL F.L. AMP.	LARGEST MOTOR F.L. AMP.	
 <b>Bell &amp; Gossett</b> Morton Grove, IL, U.S.A.		

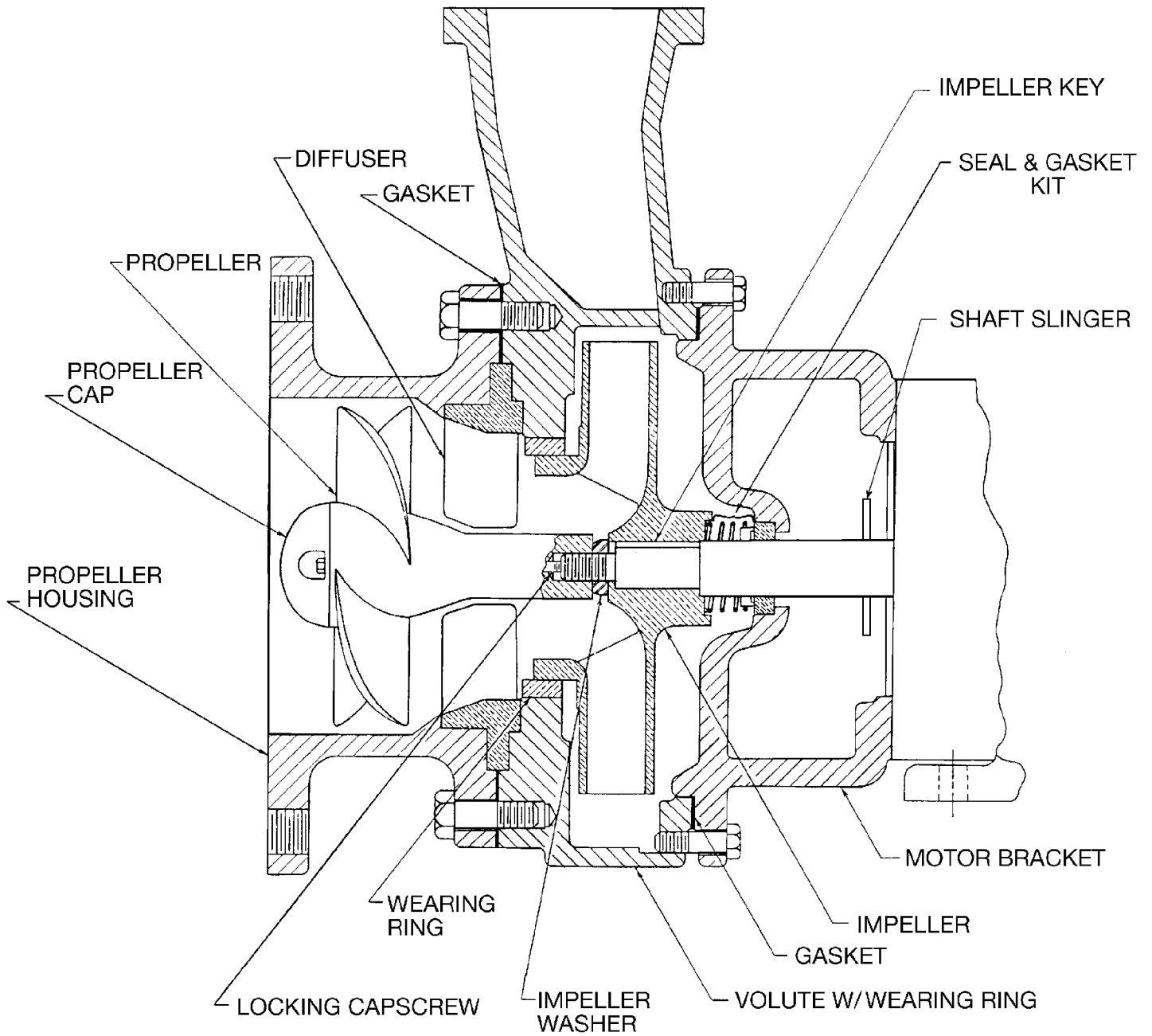
DOMESTIC® PUMP	
SERIES 654HB™	GPM 150
SERIAL QXXXXX	PSI 20
 <b>Bell &amp; Gossett</b> Morton Grove, IL, U.S.A.	

The nameplates identify the pump in the examples as a 654 HB (Domestic Series HB-17) rated for 150 GPM at 20 PSI. The larger nameplate notes that this pump has been furnished on a Series CMED Boiler Feed Unit, Model Number 9.75 CMED-2.0-HB17. The smaller nameplate identifies a pump that has been furnished separately.

The following procedure will result in proper parts selection:

1. Determine from the nameplate the pump combination and its capacity.
2. Refer to the motor nameplate to determine the correct motor horsepower.
3. Refer to the index to identify the appropriate page for parts selection.
4. For pumps that are available in multiple horsepower find the correct column on the pump combination page.
5. Using the referenced drawing for the pump, select the appropriate parts.
6. When ordering impellers, be sure to specify the required diameter on the order. If a diameter is not specified, a full size impeller will be furnished. (*Caution: Trimmed impellers may not be returned to the factory for credit.*) For impeller trims consult the appropriate full unit parts list.

### TYPICAL ASSEMBLY CUT AWAY VIEW OF HB-17 PUMPS



**654 HB-17**

DESCRIPTION	5 HP		7½ HP	
	PART NUMBER	QTY	PART NUMBER	QTY
Pipe Coupling	DF0073	1	DF0073	1
Connector	DF0506	1	DF0506	1
Elbow	DF0511	1	DF0511	1
Head Gasket	DG0083	1	DG0083	1
Capscrew	DJ0113	4	DJ0113	4
Shaft Washer	DJ0280	1	NOT REQ.	NOT REQ.
Pipe Nipple	DL0009	1	DL0009	1
Seal & Gasket Kit	180011	1	180015	1
Key	DP0586	1	DP0596	1
Propeller	DP0640	1	DP0634	1
Propeller Housing	DP0702	1	DP0702	1
Diffuser	DP0830	1	DP0830	1
Shaft Slinger	DP0851	1	DP0847	1
Volute with Wear Ring	DP1621	1	DP1621	1
Wear Ring	DP0488	1	DP0488	1
Pipe Plug	P39020	1	P39020	1
Pipe Plug	P39040	2	P39040	2
Tubing	X42104	1	X42104	1
Pin	DJ0447	1	DJ0447	1
Motor Bracket	DP0236	1	DP0238	1
Stud Bolt	DP0885	6	DP0885	6
Suction Housing Gasket	DG0109	1	DG0109	1
Screw	DJ0007	2	DJ0007	2
Capscrew	DJ0018	1	DJ0041	1
Stud	DJ0478	4	NOT REQ.	NOT REQ.
Impeller	DP0432	1	DP0434	1
Propeller Cap	DP0668	1	DP0668	1
Capscrew	H28100	4	NOT REQ.	NOT REQ.
Nut	P52380	6	P52380	6
Nut	F11400	4	K03600	4
Impeller Washer	NOT REQ.	NOT REQ.	DJ0286	1

— Factory recommended spare parts.

**658 HB-17**

<b>DESCRIPTION</b>	<b>7½ HP thru 15 HP</b>	
	<b>PART NUMBER</b>	<b>QTY</b>
Pipe Coupling	DF0080	2
Connector	DF0520	1
Elbow	DF0521	1
Pump Head Gasket	DG0084	1
Capscrew	DJ0113	4
Nipple	DL0020	1
Seal & Gasket Kit	180015	1
Key	DP0596	1
Propeller	DP0632	1
Propeller Housing	DP0702	1
Volute with Wear Ring	DP1616	1
Wear Ring	DP0489	1
Shaft Slinger	DP0847	1
Pipe Plug	P39020	1
Pipe Plug	P39040	2
Pin	DJ0447	1
Stud	DP0885	6
Suction Housing Gasket	DG0109	1
Screw	DJ0007	2
Capscrew	DJ0041	1
Stud	DJ0478	4
Propeller Cap	DP0668	1
Impeller Washer	DJ0286	1
Diffuser	DP0830	1
Nipple	DL0044	1
Impeller	DP0448	1
Motor Bracket	DP1662	1
Bushing	J89405	1
Tubing	X42101	1
Nut	P52380	6
Nut	F11400	4

 — Factory recommended spare parts.

**659 HB-17**

DESCRIPTION	5 HP		7½ HP thru 15 HP	
	PART NUMBER	QTY	PART NUMBER	QTY
Pipe Coupling	DF0076	1	DF0076	1
Connector	DF0506	1	DF0506	1
Elbow	DF0507	1	DF0507	1
Head Gasket	DG0084	1	DG0084	1
Capscrew	DJ0113	4	DJ0113	4
Shaft Washer	DJ0280	1	NOT REQ.	NOT REQ.
Nipple	DL0028	1	DL0028	1
Seal & Gasket Kit	180011	1	180015	1
Key	DP0586	1	DP0596	1
Propeller	DP0638	1	DP0636	1
Propeller Housing	DP0702	1	DP0702	1
Shaft Slinger	DP0851	1	DP0847	1
Volute with Wear Ring	DP1622	1	DP1622	1
Wear Ring	DP0488	1	DP0488	1
Pipe Plug	P39020	1	P39020	1
Pipe Plug	P39040	2	P39040	2
Tubing	X42104	1	X42104	1
Pin	DJ0447	1	DJ0447	1
Stud	DP0885	6	DP0885	6
Suction Housing Gasket	DG0109	1	DG0109	1
Screw	DJ0007	2	DJ0007	2
Capscrew	DJ0019	1	DJ0041	1
Stud	DJ0478	4	DJ0478	4
Propeller Cap	DP0668	1	DP0668	1
Diffuser	DP0830	1	DP0830	1
Motor Bracket	DP1655	1	DP1656	1
Impeller	DP0455	1	DP0454	1
Capscrew	H28100	4	NOT REQ.	NOT REQ.
Nut	P52380	6	P52380	6
Nut	F11400	4	F11400	4
Impeller Washer	NOT REQ.	NOT REQ.	DJ0286	1

— Factory recommended spare parts.

**664 HB-17 (obsolete 1986)**

DESCRIPTION	7½ HP thru 15 HP	
	PART NUMBER	QTY
Pipe Coupling	DF0076	1
Discharge Companion Flange	DF0481	1
Pump Head Gasket	DG0085	1
Suction Flange Gasket	DG0109	1
Discharge Flange Gasket	DG0142	1
Screw	DJ0007	2
Capscrew	DJ0041	1
Capscrew	DJ0077	4
Capscrew	DJ0111	4
Capscrew	DJ0113	4
Nut	DJ0229	8
Impeller Washer	DJ0286	1
Pin	DJ0447	1
Nipple	DL0031	1
Seal & Gasket Kit	180015	1
Impeller*	DP0466	1
Key	DP0596	1
Propeller	DP0636	1
Propeller Cap	DP0668	1
Propeller Housing	DP0702	1
Diffuser	DP0830	1
Slinger	DP0853	1
Stud	DP0885	8
Volute with Wear Ring*	DP1623	1
Motor Bracket*	DP1658	1
Pipe Plug	P39020	3
Pipe Plug	P39040	1
Elbow	S41800	1
Connector	S42940	1
Tubing	X42101	1

\*Obsolete parts with limited availability, extended lead times may be required. Consult Factory for price and deliveries.

— Factory recommended spare parts.



Xylem Inc.  
8200 N. Austin Avenue  
Morton Grove, Illinois 60053  
Phone: (847) 966-3700  
Fax: (847) 965-8379  
[www.xylem.com/bellgossett](http://www.xylem.com/bellgossett)