

JOB:

REPRESENTATIVE:

UNIT TAG:

ORDER NO.

DATE:

ENGINEER:

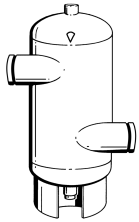
SUBMITTED BY:

DATE:

CONTRACTOR:

APPROVED BY:

DATE:



ROLAIRTROL[®]
Air Separator
Grooved Less Strainer
Air Control and Elimination

DESCRIPTION

The Rolairtrol Air Separator is an ASME vessel designed with tangential openings to create a low velocity vortex where air is separated and removed from the circulating water.

CONSTRUCTION MATERIALS

- Designed and constructed per ASME Section VIII, Division 1
- Shell: Carbon Steel

MAXIMUM WORKING PRESSURE

125 PSIG (862 kPa)

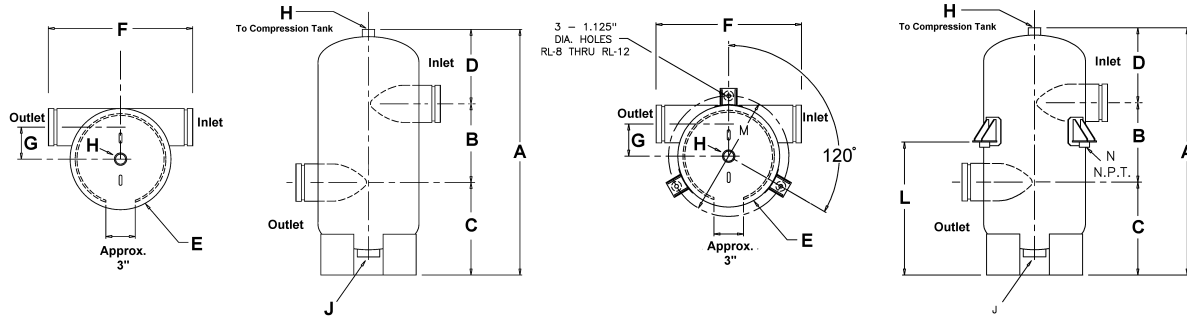
MAXIMUM OPERATING TEMPERATURE

350°F (177°C)

Consult factory for higher working pressures and temperatures.

PART NUMBER	MODEL NUMBER	Capacity GPM (m ³ /hr)	Flanged Tangential Opening in. (mm)	TAGGING INFORMATION	QUANTITY
5363-03G-12-003	RL-3G	190 (43.2)	3 (76.2)		
5363-04G-12-003	RL-4G	300 (68.1)	4 (101.6)		
5363-05G-12-003	RL-5G	530 (120.4)	5 (127.0)		
5363-06G-12-003	RL-6G	850 (193.0)	6 (150.0)		
5363-08G-12-003	RL-8G	1,900 (431.5)	8 (203.2)		
5363-10G-12-003	RL-10G	3,600 (817.6)	10 (254.0)		
5363-12G-12-003	RL-12G	4,800 (1090.1)	12 (300.0)		
5363-03G-12-004	RL-3GB	190 (43.2)	3 (76.2)		
5363-04G-12-004	RL-4GB	300 (68.1)	4 (101.6)		
5363-05G-12-004	RL-5GB	530 (120.4)	5 (127.0)		
5363-06G-12-004	RL-6GB	850 (193.0)	6 (150.0)		
5363-08G-12-004	RL-8GB	1,900 (431.5)	8 (203.2)		
5363-10G-12-004	RL-10GB	3,600 (817.6)	10 (254.0)		
5363-12G-12-004	RL-12GB	4,800 (1090.1)	12 (300.0)		

Model numbers with a B suffix include bracket supports.



DIMENSIONS in Inches (mm) AND WEIGHTS in Lbs (kg.)

MODEL NUMBER	A	B	C	D	E	F	G	H	J	Cv	Approx. Volume in Gallons (Ltr.)	Approx. Shpg. Wt. in Lbs. (Kg)	Flood Wt. Less Bracket in Lbs. (Kg)
RL-3G (B)	26-7/8 (683)	8 (203)	10-13/16 (275)	8-1/16 (205)	10-3/4 (273)	16-3/4 (425)	3-5/8 (92)	1-1/4 (32)	2 (51)	215	7 (26)	97 (44)	155 (70)
RL-4G (B)	31-7/16 (799)	10 (254)	11-15/16 (275)	9-1/2 (241)	12-3/4 (324)	19-3/4 (502)	4-1/8 (105)	1-1/2 (38)	2 (51)	370	13 (49)	129 (59)	237 (108)
RL-5G (B)	37 (940)	12 (305)	14-1/16 (357)	10-15/16 (278)	16 (406)	23 (584)	5-1/4 (133)	1-1/2 (38)	2 (51)	580	25 (95)	175 (79)	384 (174)
RL-6G (B)	44-1/16 (1,119)	14 (356)	16-13/16 (427)	13-1/4 (337)	18 (457)	25 (635)	5-11/16 (144)	1-1/2 (38)	2 (51)	850	34 (129)	246 (112)	530 (240)
RL-8G (B)	54 (1,372)	18 (457)	19-7/16 (494)	16-9/16 (421)	24 (610)	31 (787)	7-11/16 (195)	2 (51)	2 (51)	1,445	90 (341)	364 (165)	1,115 (506)
RL-10G (B)	64-11/16 (1,643)	22 (559)	22-5/8 (575)	20-1/16 (510)	30 (762)	37-3/4 (959)	9-5/8 (244)	2 (51)	2 (51)	2,340	150 (568)	720 (327)	1,972 (894)
RL-12G (B)	75-3/8 (1,915)	27 (686)	25-3/4 (654)	22-5/8 (575)	36 (914)	46-3/4 (1,187)	11-5/8 (295)	2 (51)	2 (51)	3,300	291 (1,101)	988 (448)	3,416 (1,549)

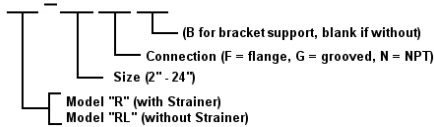
Important Note: Dimensions not to be used for construction.

MODEL NUMBER	L	M	N	Weights of Brackets
R-3GB	13-3/8 (340)	14 (356)	2 (51)	9 (4)
RL-4GB	15-3/8 (391)	16 (406)	2 (51)	9 (4)
RL-5GB	18-1/2 (470)	19-3/8 (492)	2 (51)	9 (4)
RL-6GB	22-1/8 (562)	21-1/4 (540)	2 (51)	9 (4)
RL-8GB	26 (660)	29-1/2 (749)	2 (51)	30 (14)
RL-10GB	31-5/8 (803)	35-1/2 (902)	2 (51)	30 (14)
RL-12GB	37-5/8 (956)	41-1/2 (1054)	2 (51)	30 (14)

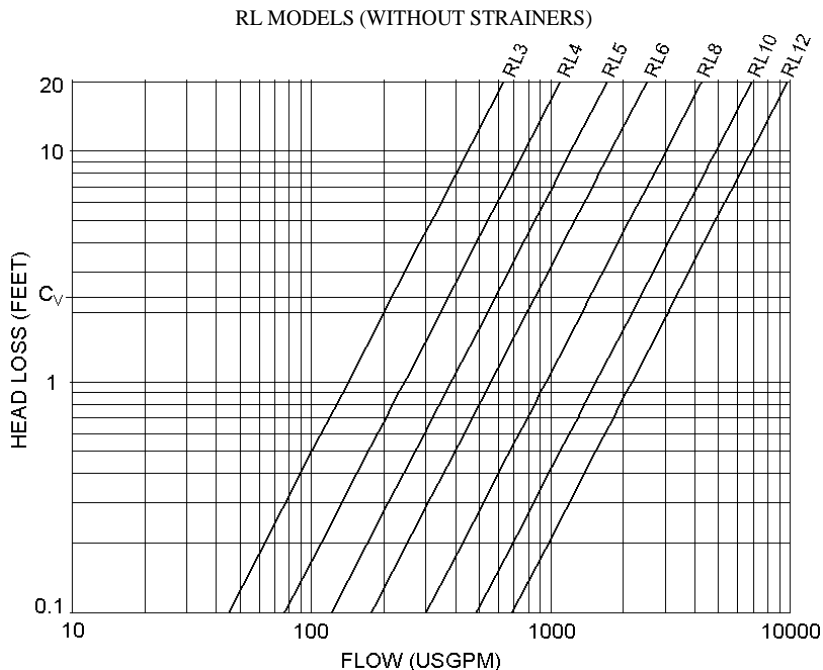
IMPORTANT NOTES:

1. Consult IOM A85524 for Safety and Service Instructions.
2. Lifting lugs are for the transportation and installation of the empty vessel, and are not to be used for complete or partial support of the flood vessel.
3. The RL skirt can support flooded vessel weight.
4. Welding to the pressure vessel boundary will void the ASME stamp.
5. Standard Rolairtrol design can be hung using hangers up to 12" in size from the nozzles. Optional, factory welded, support brackets are available for an additional cost.

MODEL NUMBERING



Rolairtrol[®] Air Separator Performance Coverage Chart



Note: Pressure drops for a range of flow are indicated on this chart. Users should select Rolairtrol using B&G published capacity guidance, and ASHRAE pipe sizing recommendations for optimal performance.

TYPICAL ROLAIRTROL SPECIFICATIONS

Furnish and install, as shown on plans, a centrifugal type air separator. The unit shall have _____" inlet and outlet grooved connections tangential to the vessel shell. The unit shall have the capability to direct accumulated air to an air vent (air elimination system) via an NPT vent connection at top of unit.

A blowdown connection shall be provided to facilitate routine cleaning. Specify B&G Model MBV-1 Rolairtrol accessory with appropriate fittings for manual blowdown.

Vessel shell diameter to be three times the nominal inlet/outlet pipe diameter, with a minimum vessel volume for sufficient velocity reduction.

The air separator must be designed, constructed and stamped for 125 psig @ 350°F (862 kPa @ 177°C) in accordance with Section VIII, Division I of the ASME Boiler and Pressure Vessel Code, and registered with the National Board of Boiler and Pressure Vessel Inspectors. The air separator(s) shall be painted with one shop coat of light gray air dry enamel.

Each air separator shall be Bell & Gossett Model No. _____ Rolairtrol Air Separator for _____ GPM (_____ m³), Shell Dia. _____" (_____ mm) and Min. Vessel Volume _____ Gal (_____ liters).

Refer to submittal A-329 for information on the MBV-1 manual blowdown valve.



Xylem Inc.
 8200 N. Austin Avenue, Morton Grove, IL 60053
 Phone: (847)966-3700 Fax: (847)965-8379
 www.bellgossett.com
 Bell & Gossett is a trademark of Xylem Inc. or one of its subsidiaries.
 © 2017 Xylem Inc.