


With over 100 years of experience in the industry, you can always count on A-C Fire Pump to provide your stationary fire pump system solutions.



# Series 1580 In-Line ConfiguPac

AC 60110B

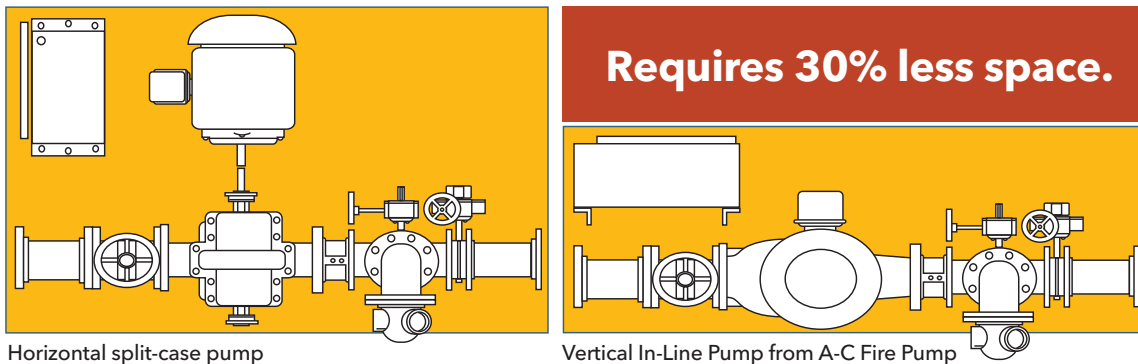
**AC FIRE  
PUMP**  
a xylem brand

# The A-C Fire Pump 1580 ConfiguPac.

Space-saving design, considerable material cost savings and reduced maintenance requirements.

## Compact, self-contained design requires 30 percent less space.

When it comes to space and cost-saving efficiency, nothing beats the Inline ConfiguPac from A-C Fire Pump. It allows you more flexibility to fit into smaller spaces than similar horizontal split-case pumps.



Horizontal split-case pump

Vertical In-Line Pump from A-C Fire Pump

## Trouble-free maintenance.

Designed for easy maintenance, the motor and pump rotating assembly pull out easily from the top without removing the pump casing from the piping. Since the impeller is mounted on the motor shaft, there is no need for field alignment. The bearing-free pump design operates efficiently with fewer problems. With only one stuffing box, leakage is reduced by 50 percent.

## The 1580 Series In-Line ConfiguPac Includes:

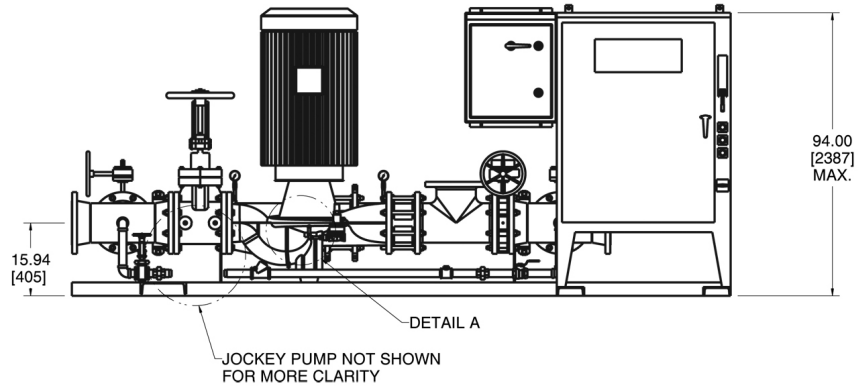
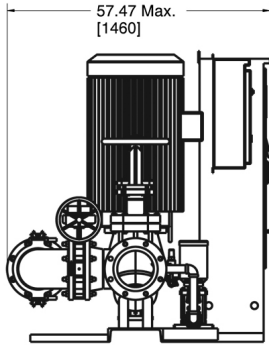
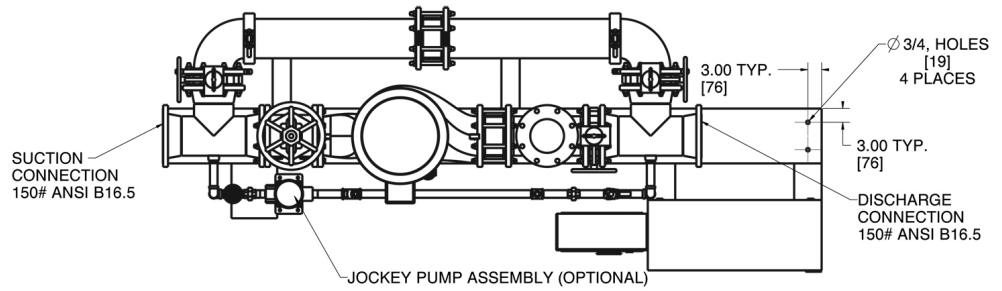
- Designed and manufactured in accordance with NFPA 20
- ETL (Intertek) for fire pump package certification
- UL/ULC Listed/FM approved A-C Fire Pump
- UL/ULC Listed/FM approved fire pump controller
- Suction and control valve
- Hose valve header tees
- Air release valve
- 3D drawings
- Tamper switches

## Options

- Bypass loop
- Isolation valves for bypass loops
- Jockey pump and jockey pump controller

## Controller Options

- Across the line
- Wye-Delta open transition
- Wye-Delta closed transition
- Transfer switch



SR.	GPM	SIZE	PRESSURE RANGE (PSI)	RPM	HP	SUCTION SIZE	DISCHARGE SIZE
1	100	2.5x2.5x7F	40-85	3550	7.5-15	2.5"	2.5"
2		2.5x2.5x9.5F	90-160	3550	25-50	2.5"	2.5"
3	150	2.5x2.5x7F	40-85	3550	7.5-15	2.5"	2.5"
4		2.5x2.5x9.5F	90-165	3550	25-50	2.5"	2.5"
5	200	2.5x2.5x9.5F	90-160	3550	25-50	3"	3"
6		3x3x7F	40-85	3550	10-25	3"	3"
7	250	2.5x2.5x9.5F	90-160	3550	25-50	4"	3"
8		3x3x7F	40-85	3550	10-25	4"	4"
9	300	3x3x7F	40-80	3550	15-25	4"	4"
10		3x3x9.5F	85-160	3550	30-60	4"	4"
11		4x4x7F	40-65	3550	15-25	4"	4"
12		4x4x9.5F	70-144	3550	25-60	4"	4"
13	400	4x4x7F	40-70	3550	20-30	4"	4"
14		4x4x9.5F	65-140	3550	25-60	4"	4"
15	450	4x4x7F	40-60	3550	20-25	6"	6"
16		4x4x9.5F	65-137	3550	25-60	6"	6"
15	500	4x4x7F	40-70	3550	20-30	6"	6"
16		4x4x9.5F	75-134	3550	30-60	6"	6"
17		6x6x11F-L	135-180	3550	100-125	6"	6"
18	750	6x6x9.5F-L	54-131	3550	40-100	6"	6"
19		6x6x11F-L	66-167	3550	50-125	6"	6"
20	1000	8x8x9.5F	50-120	3550	50-125	8"	8"

**NOTES:**

1. Jockey pump is optional (Gould's Water Technology 1eSV or 2eSV)
2. Please visit the website for dimensions, sample specifications and drawings.

# Fire Pump Specifications

The contractor shall provide and install an A-C Fire Pump model 1580 ConfiguPac designed in accordance with NFPA 20. The system shall be rated for a flow of \_\_\_\_\_ GPM @ \_\_\_\_\_ PSIG. The system shall be mounted on a common base plate and include all necessary components such that the customer only needs to run piping to and from the system and connect incoming power. The packaged fire pump system shall include the following equipment:

## FIRE PUMP

The pump shall be an A-C Fire Pump model 1580 vertical in-line centrifugal pump. The pump shall be listed by the Underwriters Laboratory and/or be approved by Factory Mutual. The pump shall have a bronze impeller, bronze case wear ring, packing gland and shaft sleeve. The pump shall deliver no less than 65% of rated pressure at 150% of rated flow. The shut-off pressure shall not exceed 140% of rated pressure.

## ELECTRIC DRIVER

The motor shall be listed by Underwriters' Laboratories and have a maximum of \_\_\_horsepower, 3-phase, \_\_\_\_\_ hertz, \_\_\_\_\_volts. It shall be open drip proof with a 1.15 service factor and shall comply with the provisions of NFPA 70, National Electric Code as described in NFPA 20.

## CONTROLLER

The motor controller shall be listed by Underwriters Laboratories and approved by Factory Mutual for fire pump service. It shall be compatible with the motor horsepower and voltage. It shall be of the full voltage type with a withstand rating of \_\_\_\_\_ AIC RMS symmetrical. The controller enclosure shall be of NEMA 2 type. The controller shall be completely assembled, wired and tested prior to shipment.

## JOCKEY PUMP (optional)

The jockey pump shall be an A-C Fire Pump model \_\_\_\_\_, size \_\_\_\_\_. The pump shall be rated for \_\_\_\_\_ GPM @ \_\_\_\_\_ PSI. The jockey pump will be close coupled to a TEFC motor. The motor will operate at \_\_\_\_\_ HP, \_\_\_\_\_ RPM, \_\_\_\_\_ v, \_\_\_\_\_ Hertz.

## JOCKEY PUMP CONTROLLER (optional)

A UL listed jockey pump controller shall be supplied. The jockey pump controller shall come complete with a fusible disconnect, pre-piped pressure switch, front-mounted, hand-off-auto selector switch and overload relays. The controller enclosure shall be of NEMA 2 type.

## ACCESSORIES

Systems shall include:

- Suction and discharge pressure gauges on fire pump.
- Isolating gate valve at suction for both fire pump and jockey pump.
- Isolation valve at discharge for both fire pump and jockey pump.
- Discharge check valve for fire pump and jockey pump.

## FACTORY PREFABRICATION AND TESTING

All of the above equipment (except the test header and hose valves) shall be mounted on a common base. All pipes, piping components, and the pressure sensing lines shall be firmly anchored to the steel base by means of structural steel supports. All electrical wiring between controllers and motors shall be completed and tested at the factory. The entire packaged system will be hydrostatically tested at the factory prior to shipment. Additionally, all equipment will be tested in accordance with the requirements of NFPA 20, U.L. and F.M.



Xylem Inc.  
10661 Newkirk Street  
Dallas, Texas 75220  
Phone: 800-786-7480  
www.acfirepump.com

Xylem Inc.  
55 Royal Road, Guelph, Ontario  
N1H 1T1, Canada  
Phone: (519) 821-1900  
Fax: (519) 821-5316